

ZX20

Ceiling Mount . ZX20 Series



Product Features

- Ceiling mount lighting for architectural down light application.
- ETL outdoor wet location listed. IP65 standard.
- Machined from solid billet 6061-T6 corrosion resistant aluminum.

Specification

Materials: Machined from billet 6061-T6 corrosion resistant aluminum with 304 stainless steel hardware. Available in 304/316 stainless steel or 360 brass upon request.

Hood and Glare Shield: 2 available hood options to suit any application. 3 optional glare shields (short, long, angled) to complement each hood choice. See page 2 for details.

Light Source: PAR20 Halogen lamp.

Voltage: 120V AC.

Lamp Base/Socket: Standard socket for E26.

Dimmability: Incandescent/halogen dimming.

Finish: Polyester powder coat on all aluminum materials with RoHS compliant procedures. Anodized finish is available. Stainless steel and brass models are provided with brushed surface.

Optical Accessories: Accepts up to 3 accessory pieces (hexcel louver, optical lenses, dichroic color filters, etc.). Secured in place with metal snap ring.

Mounting Method: Utilizes 2x 8-32 UNC machine screws (provided) to attach to a standard octagon recessed back box (provided by others).

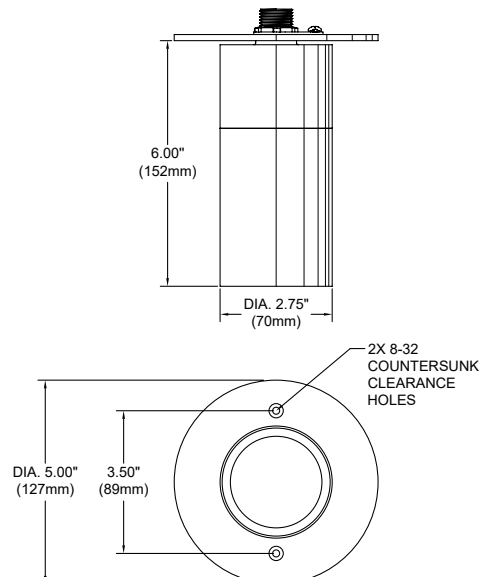
Ordering Guide

EXAMPLE: ZX20-CM - B - GSL - 120V- BK - LVR - CM5

SERIES	HOOD	OPTIONAL GLARE SHIELD	VOLTAGE	FINISH	OPTIONAL SELECT UP TO 3 OPTIC ACCESSORIES	OPTIONAL MOUNTING ACCESSORIES
ZX20-CM	-	-	120V	-	-	-
	B B-HOOD	GSL GSA GSS		BK BLACK POWDER COAT BZ BRONZE POWDER COAT WT WHITE POWDER COAT	LVR HEXCEL LOUVER OSL OVERALL SPREAD LENS LSL LINEAR SPREAD LENS SOL SOLITE SOFT FOCUS DF DICHROIC FILTER	See page 2 for quick reference, or "Accessories" link for detailed specification
	C C-HOOD	CGSL CGSA CGSS		ABK ANODIZED BLACK ACL ANODIZED CLEAR CC CUSTOM POWDER COAT NBR NATURAL BRASS NSS NATURAL STAINLESS STEEL		

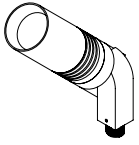
Product Drawings

NOTE: Specification and dimensions subject to change without notice.

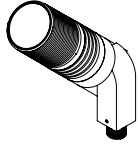


Product Options & Accessories

Hood Options

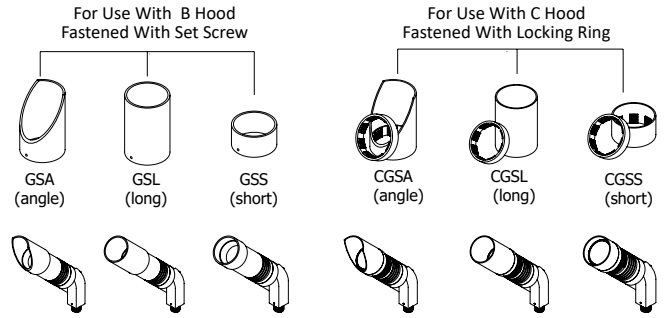


B-HOOD
Regressed lens for glare control. Used in an interior or down light application.

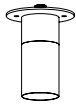


C-HOOD
Flush hood with machined threading on the outside for attachment of C-style glare shield, cleverly designed with hidden drainage channels.

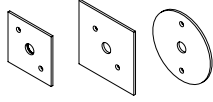
Optional Glare Shield



Canopy Plate:



Fixture On CM5

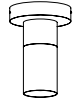


CM1

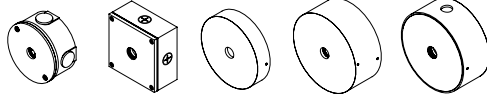
CM3

CM5

Surface Mount Box:



Fixture On CB5.1



CB4.0

CB4.0-SQ

CB5.1

CB5.5

CB5.5-K/O

Notes