

ZXL20i-CM

LED Ceiling Mount . ZX20 Series



Product Features

- Ceiling mount lighting for architectural down light application.
- ETL outdoor wet location listed. IP65 standard.
- Machined from solid billet 6061-T6 corrosion resistant aluminum.
- Modular components - field changeable LED module & beam spread reflectors.
- Line voltage input with integral LED driver in fixture housing.
- Available in turtle friendly amber model.

Specification

Materials: Machined from billet 6061-T6 corrosion resistant aluminum with 304 stainless steel hardware. Available in 304/316 stainless steel or 360 brass upon request.

Hood and Glare Shield: 2 available hood options to suit any application. 3 optional glare shields (short, long, angled) to complement each hood choice. See page 3 for details.

Voltage: 120, 230 or 277V AC with integral LED driver.

Wattage: 14 or 20W Nichia LED, 16W for Amber LED or 18W Xicato LED.

Light Source: CRI 83. Available in CRI95 upon request. The chromaticity range is within a 3-step McAdam Ellipse. Standard CCT options are 2700K, 3000K, 4000K. RGBW.

Lamp Base/Socket: Innovative cone-shaped lamp base and receptacle socket maximize the surface contact area to dissipate heat more effectively. See "Resources" for details.

Dimmability: Phase dimming @120V, 0-10V dimming @120 & 277V.

Finish: Polyester powder coat on all aluminum materials with RoHS compliant procedures. Anodized finish is available. Stainless steel and brass models are provided with brushed surface.

Optical Accessories: Accepts up to 3 accessories (hexcel louver, optical lenses, dichroic color filters, etc.). Secured in place with metal snap ring.

Mounting Method: Utilizes 2x 8-32 UNC machine screws (provided) to attach to a standard octagon recessed back box (provided by others).

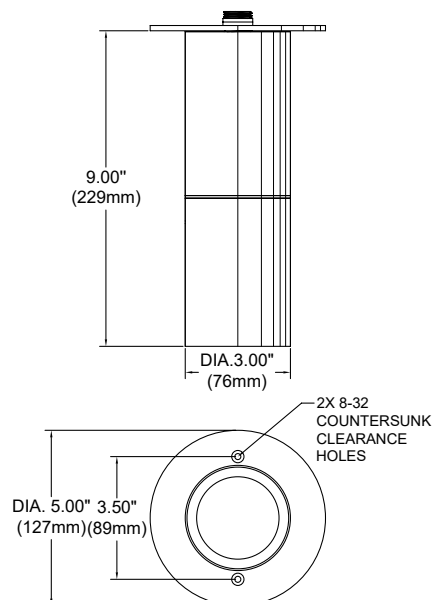
Ordering Guide

EXAMPLE: ZXL20i-CM- B - GSL- 120V - N20 - 27 - 16 - PH - BK - LVR - CMS

SERIES	MATERIAL	HOOD	OPTIONAL GLARE SHIELD	VOLTAGE	WATTAGE	CCT	OPTICS	OPTIONAL DIMMING	FINISH	OPTIONAL SELECT UP TO 3 OPTIC ACCESSORIES	OPTIONAL MOUNTING ACCESSORIES
ZXL20i-CM											
	BLANK Aluminum(Standard)	B B-HOOD	GSL	120V	N14 14W	27 2700K	16 16°	PH Phase dimming	Standard	LVR Hexcel Louver	See page 3 for quick reference or "Accessories" link for detailed specification.
	NBR Natural Brass		GSA	230V	N20 20W	30 3000K	26 26°	@120V only	BK Black Powder Coat	OSL Overall Spread Lens	
	NSS Natural Stainless Steel		GSS	277V	X18 18W	40 4000K	60 60°	010 0-10V dimming	BZ Bronze Powder Coat	LSL Linear Spread Lens	
	CU Natural Copper		CGSL		AMB 16W	AMBER			WT White Powder Coat	SOL Solite Soft Focus	
		C C-HOOD	CGSA						Premium	DF Dichroic Filter	
			CGSS						ABK Anodized Black		
									ACL Anodized Clear		
									CC Custom Powder Coat		

Product Drawings

NOTE: Specification and dimensions subject to change without notice.

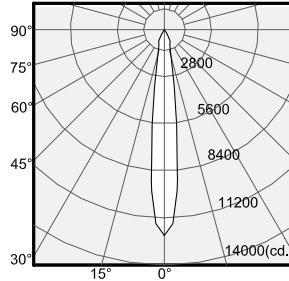


Photometry & Energy Data

MODEL ZXL20i-CM-N20W-N

Input Power	20W
Color Temperature (CCT)	3000K
Color Rendering Index (Ra)	83
Beam Angle	16.1°
Max. Candlpower	12679cd
Delivered Lumens	1894lm
Efficacy	94lm/W

Polar Graph - Intensity



Cone of Light - Illuminance

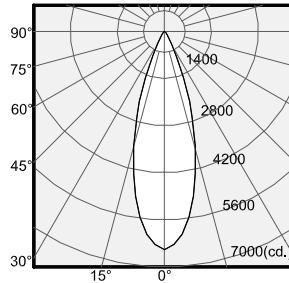
Center Beam (fc)	Beam Diameter	Distance
3170	0.6'	2.0'
792	1.1'	4.0'
352	1.7'	6.0'
198	2.3'	8.0'
127	2.8'	10.0'

1/2 Beam Angle: 16.1°

MODEL ZXL20i-CM-N20W-M

Input Power	20W
Color Temperature (CCT)	3000K
Color Rendering Index (Ra)	83
Beam Angle	25.5°
Max. Candlpower	6795cd
Delivered Lumen	1930lm
Efficacy	97lm/W

Polar Graph - Intensity



Cone of Light - Illuminance

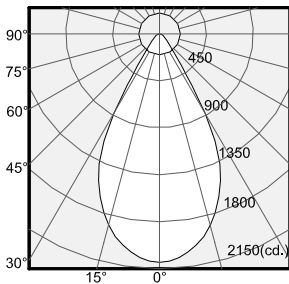
Center Beam (fc)	Beam Diameter	Distance
1699	0.9'	2.0'
425	1.8'	4.0'
189	2.7'	6.0'
106	3.6'	8.0'
68	4.5'	10.0'

1/2 Beam Angle: 25.5°

MODEL ZXL20i-CM-N20W-W

Input Power	20W
Color Temperature (CCT)	3000K
Color Rendering Index (Ra)	83
Beam Angle	60.1°
Max. Candlpower	2084cd
Delivered Lumen	1904lm
Efficacy	92lm/W

Polar Graph - Intensity



Cone of Light - Illuminance

Center Beam (fc)	Beam Diameter	Distance
522	2.3'	2.0'
131	4.6'	4.0'
58	6.9'	6.0'
33	9.3'	8.0'
21	11.6'	10.0'

1/2 Beam Angle: 60.1°

Multiplier Table for above data

Type	Wattage	Multiplier
N20	20Watt	1.00
X18	18Watt	0.72
AMBER	16Watt	0.50

CCT Multiplier Table

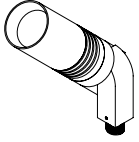
Color Temp.	Multiplier
2700K	0.97
3000K	1.00
4000K	1.05

Multiplier Table for IES Files (Taken from IES of ZXL20i-FIT-28W)

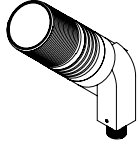
Type	Multiplier
N20	0.71
X18	0.51
AMBER	0.36

Product Options & Accessories

Hood Options

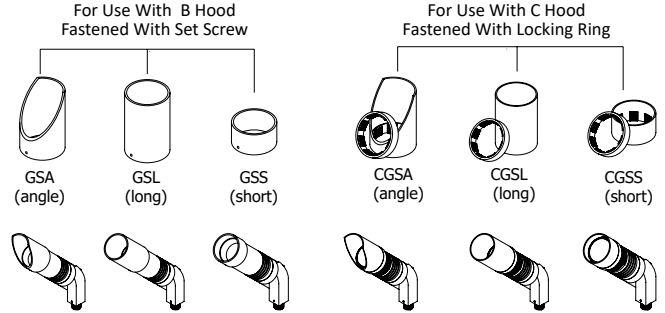


B-HOOD
Regressed lens for glare control.



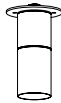
C-HOOD
Flush hood with machined threading on the outside for attachment of C-style glare shield, cleverly designed with hidden drainage channels.

Optional Glare Shield

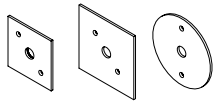


Mounting Accessories

Canopy Plate:



Fixture On CM5

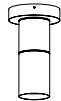


CM1

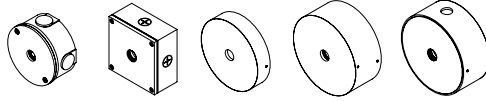
CM3

CM5

Surface Mount Box:



Fixture On CB5.1



CB4.0

CB4.0-SQ

CB5.1

CB5.5

CB5.5-K/O

Notes