

ZXL11-HP

LED Hanging/Pendant . ZX11 Series



Product Features

- Suspension/pendant LED fixture for landscape and architectural application.
- ETL outdoor wet location listed. IP65 standard.
- Machined from solid billet 6061-T6 corrosion resistant aluminum.
- Perforated hood allows subtle lighting around the fixture in addition to the down light.
- Modular components - field changeable LED module & beam spread reflectors.



Specification

Materials: Machined from billet 6061-T6 corrosion resistant aluminum with 304 stainless steel hardware. Available in 304/316 stainless steel or 360 brass upon request.

Fixture Weight: 1lb.

Voltage: 12V AC/DC. Requires remote step down transformer.

Wattage: 5 or 7W HK LED.

Light Source: CRI 83. Available in CRI95 upon request. The chromaticity range is within a 3-step MacAdam Ellipse. Standard CCT options are 2700K, 3000K, 4000K.

Lamp Base / Socket: Innovative cone-shaped lamp base and receptacle socket maximize the surface contact area to dissipate heat more effectively. See "Resources" for details.

Dimmability: MLV or ELV.

Finish: Polyester powder coat on all aluminum materials with RoHS compliant procedures. Anodized finish is available. Stainless steel and brass models are provided with brushed surface.

Optical Accessories: Dichroic color filters. Secured in place with metal snap ring.

Mounting Method: Mount cable on tree branches or beam using screw-mount-cable ties, or attach to a canopy plate/box for pendant application. Standard fixture comes with 5' 18/2 SJTW power cable.

Ordering Guide

EXAMPLE: ZXL11-HP - 12V - 7 - 27 - BK - DF - CM5

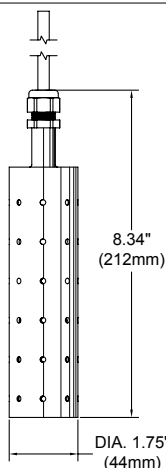
SERIES	MATERIAL	VOLTAGE	WATTAGE	CCT	FINISH	OPTIONAL OPTIC ACCESSORIES	OPTIONAL MOUNTING ACCESSORIES
ZXL11-HP	-	12V	-	-	-	-	-
	BLANK Aluminum(Standard)		5 5W	27 2700K	Standard		
	NBR Natural Brass		7 7W	30 3000K	BK Black Powder Coat	DF Dichroic Filter	See page 2 for quick reference, or "Accessories" link for detailed specification.
	NSS Natural Stainless Steel			40 4000K	BZ Bronze Powder Coat		
	CU Natural Copper				WT White Powder Coat		
					Premium		
					ABK Anodized Black		
					ACL Anodized Clear		
					CC Custom Powder Coat		

Remote Step Down Transformer (Optional).
See "Accessories" link for detailed specification.

Model	Wattage(VA)	Primary Voltage(VAC)	Secondary Volt(VAC)	Dimming Method	Characters
-	-	-	-	-	-
TXM	20 40 60 100 150 300	120 or 277	12	MLV	Outdoor, Wall Mount, Compact
TXS	150 300 600	120	Multi-tap of 12, 13, 14, 15 VAC	MLV	Outdoor, Wall mount, Stainless Steel Case
IGT	50(120V only) 100 300 600	120 or 277	12	MLV	in grade
TXE	60	120, 230, or 277	12	ELV	Needs Enclosure, 6ft working distance

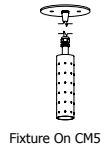
Product Drawings

NOTE: Specification and dimensions subject to change without notice.



Mounting Accessories

Canopy Plate:

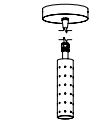


Fixture On CM5



CM5

Surface Mount Box:



Fixture On CB5.1

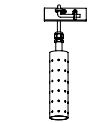


CB4.0

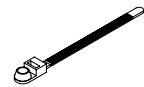


CB5.1

Screw-Mount-Cable Ties:



Fixture On Cable Ties



Cable Ties

Notes