

ZHL16 Perforated

(includes former ZXL16-HP model)

HANGING & CATENARY | ZH16 Series | 2.25"
5 - 10W | 12V | HK LED, Amber, RGB



Perforated Hanging LED Light: ZHL16-0R1SP1 in Bronze

FEATURES

- Elegant and versatile hanging light with perforated hood, perfect for architectural outdoor and landscape lighting environments.
- 5W or 7W integrated HK LED including specialty Amber and RGB options.
- Wet Location Listed, IP65 Standard.
- Fixture body is machined from solid aircraft grade (6061-T6), corrosion-resistant aluminum, then anodized and powder coated to create a highly durable, marine grade finish. Also available in solid brass or stainless steel.
- Perforated hood with symmetric dot pattern creates subtle lighting around the fixture in addition to the down light.
- Modular components, field changeable LED.
- Hanging light ships standard with 60" power cable or can be ordered in any custom length. Power cord can easily affix to tree branches or beams or installed with coordinating canopy plate.
- Every fixture tested end of line for water tightness and light quality.

SPECIFICATIONS

Materials Machined from billet 6061-T6 corrosion resistant aluminum with 304 stainless steel hardware. Available in 304/316 stainless steel or 360 brass upon request.	Voltage 12V AC/DC. Requires remote step down transformer.	Optics Accepts optical accessories (dichroic color filters). Secured in place with metal snap ring.
Finish Aluminum materials are first anodized and then powder coated for a robust, marine grade finish. Stainless steel and brass models are provided with brushed surface.	Wattage 5 or 7W HK LED.	Mounting Mounts to tree branches or wood beams using screw-mount cable ties or select coordinating canopy plate surface/box for pendant application. Standard fixture ships with 60" 18/2 SJTW power cable. Custom hanging lengths also available.
Fixture Weight 2 lbs.	Light Engine Innovative HK LED Light module operates like a lamp and can be easily changed in the field. CRI 83 Standard. Available in CRI 95 upon request. Standard CCT options are 2700K, 3000K, 4000K. Specialty 2200K, 2400K, 2500K, 3500K, Amber, and RGB options available. Consult factory for specialty LED specification details.	
	Dimming MLV or ELV Phase Control dimming.	

ORDERING GUIDE

EXAMPLE: ZHL16-0R1SP1-ABL-01207W-27-60-DCF-CM5-ABL

MODEL	PHYSICAL OPTIONS				MATERIAL/FINISH				POWER		LIGHT		WIRE LEAD			
ZHL16	OR1								012V							
ZH16 Series 2.25" Hanging Light Integrated HK LED	TYPE		STYLE		HOOD		ABL Aluminum Black		VOLTAGE		WATTAGE		CCT		LENGTH	
	OR1	Low Voltage, Round Single Light	S	Standard	P1	Perforated Style	ABR	Aluminum Bronze	012V	12VAC	05W	5 Watts	22	2200K	60	60"
			F	Finned	PC	Perforated Style, Custom	AWH	Aluminum White			07W	7 Watts	24	2400K	XX	Custom ³
							AAC	Aluminum Anodized Clear ¹			SPW	Specialty ²	25	2500K		
							NBR	Natural Brass ¹					27	2700K		
							NCU	Natural Copper ¹					30	3000K		
							NSS	Natural Stainless Steel ¹					35	3500K		
							CCC	Custom Finish ¹					40	4000K		
													AM	Amber ²		
													RG	RGB ²		

¹ Consult factory for specialty finish quoting and lead times.

² For Specialty AM (Amber LED) and RG (RGB LED), select SPW (Specialty) for Wattage. Consult factory for LED technical details before Specification or Order.

³ Custom length, include your desired length in inches.

OPTIONAL INSTALLED ACCESSORIES

OPTIC	MOUNTING (Most common listed, see Page 4 for additional options)	
DCF Dichroic Filter		
	CANOPY MOUNT	
	CM1-XXX	3.75" Square Canopy Plate
	CM3-XXX	4.75" Square Canopy Plate
	CM5-XXX	5" Round Canopy Plate
	CM5-2-XXX	5" Round Canopy Plate - Double
	SURFACE MOUNT	
	CMLJ-XXX	2.7" Round Surface Box
	CB4.0-XXX	4" Round Surface Box
	CB5.5-XXX	5.5" Round Surface Box
	CABLE TIE	
	CBT-08-BLK	8" Black Cable Tie

- Most common accessories listed..
- Consult Accessory Spec Sheet for desired option code.
- XXX represents color option.

ADDITIONAL ACCESSORIES (Not Installed at Time of Order)

OPTIC ACCESSORIES
DCF-16 Dichroic Filter

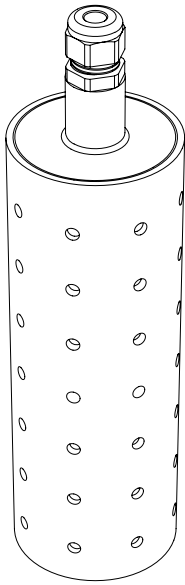
OUTDOOR MAGNETIC TRANSFORMERS (120V input/12VAC Output)

TRANSFORMERS (Go to [Accessories](#) for detailed specification)

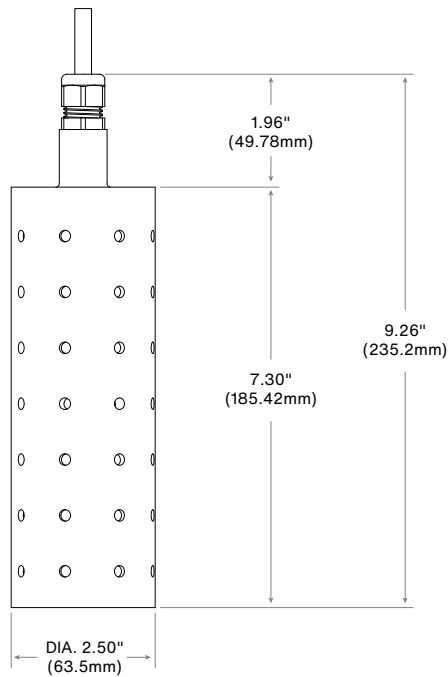
EXAMPLE: **TXS-150-SS**

MODEL		WATTAGE (VA)						PRIMARY VOLTAGE (VAC)	
TXM	Stainless steel, wet location outdoor magnetic transformer Multitap 12-15VAC Output MLV Dimming	150	300					OTR-SS (120V Only)	
TXS	Stainless steel, wet location outdoor magnetic transformer Multitap 12VAC Output MLV Dimming	150	300	600				SS (120V Only)	
TXM	Compact, damp location magnetic transformer 12VAC Output MLV Dimming	20	40	60	100				
IGT	In ground outdoor magnetic transformer 12VAC Output MLV Dimming	50 (120V Only)			100	300	600	120	277
TXE	In-fixture or near mounted electronic transformer 12VAC Output ELV Dimming Enclosure by others	60						120	277

PRODUCT DRAWINGS



ZHL16-OR1SP1
Perforated Style



OPTIONS & ACCESSORIES

MOUNTING ACCESSORIES

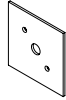
Canopy Mount:



Fixture On CM5



CM1



CM3



CM5

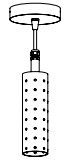


CM5-2



CM2

Surface Mount Box:



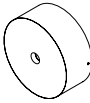
Fixture On CB5.1



CMLJ



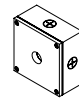
CB4.0



CB5.5



CB3.5

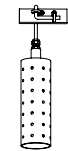


CB4.0-SQ

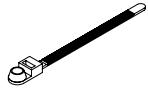


CB5.1

Screw-Mount Cable Ties:



Fixture Using CBT-08-BLK



CBT-08-BLK

Notes: